


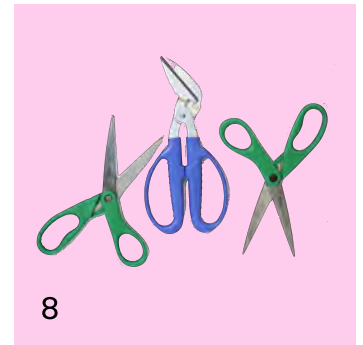


Nature Constructions



activity 6

Children create nature
sculptures using natural
materials and clay.

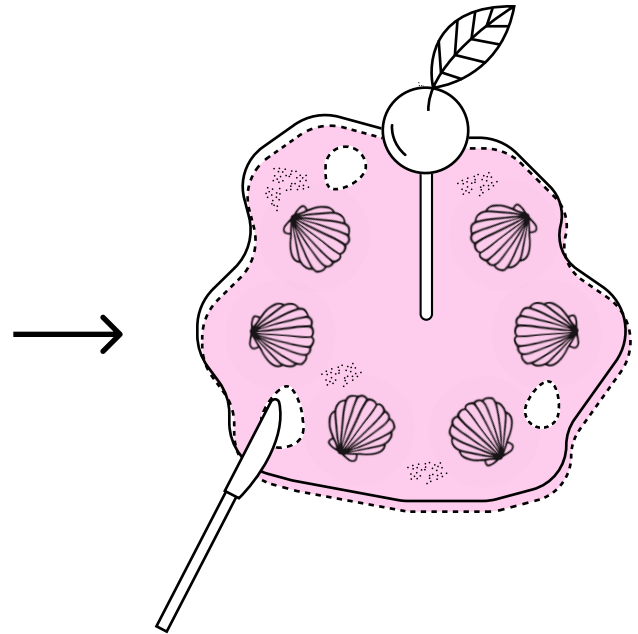
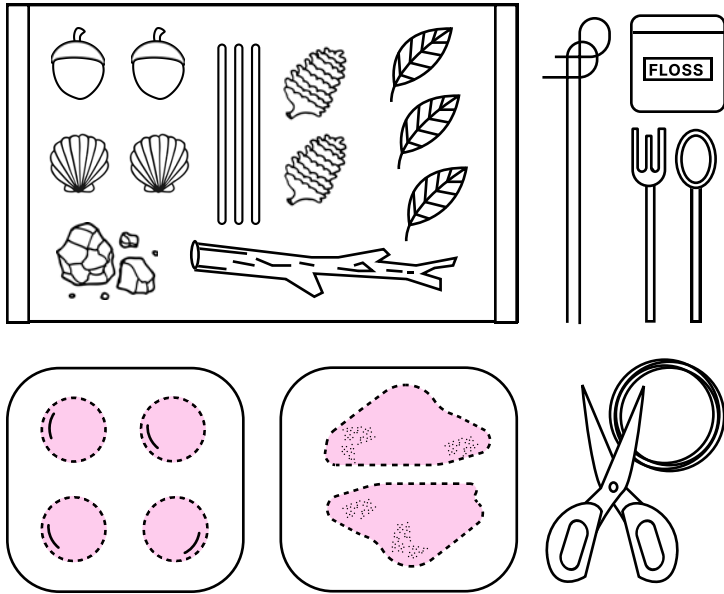
Materials



- 1 A variety of natural materials, such as sticks of different sizes, leaves, pinecones, small rocks, shells, flowers, acorns, pine cones, and tree nuts
- 2 Containers for the natural materials to go in
- 3 Clay or playdough
- 4 Soft wire
- 5 Dental floss, for cutting the clay
- 6 Plastic forks and knives
- 7 String
- 8 Scissors
- 9 Trays or plastic plates, for children to work on



Let's Get Ready!



Step 1

Lay out the materials on the table or floor so that they are easy for the children to reach. Shape the clay or playdough into balls and place them on the table. Put out trays or plastic plates for children to work on.

Step 2

Invite children to play. You could say something like, "We have lots of natural materials here to play with, and we can use them to build artwork. We have some clay/playdough/string that you can use to connect the materials together and make a construction. You can choose what you want to create and how you will do it. Here are some photographs of artists' work to inspire you."

Let's Play!



How does it feel to touch the natural materials?



Demonstrate to children how they can attach the materials together. For example, how to use the clay, wire, and/or string, to connect the sticks, leaves, flowers, and stones.



What can we build with the materials?



What words can describe your construction?



How can we balance the sticks?

Share the images of artists and their sculptures, and invite children to talk about what they notice in the artworks and if/how they are inspired by them.



What are you thinking about?



What materials are you choosing to use? How did you select them?



Art Techniques



Rolling and molding clay



Balancing materials



Arranging



Cutting



Shaping



Stacking

Vocabulary

Balance

to hold steady or still

Construction

something that is built

Natural

coming from nature,
not made by humans

Anya Gallaccio

Anya Gallaccio is a British artist who creates sculptures made out of organic matter like chocolate, natural materials, and ice. These materials are organic, which means they come from nature, they change and decay over time!



Photo from ArtImage



This artwork is called 'Rêvons D'or', which means 'Let's dream of gold' in french. While the sculpture looks like a real-life tree, the artist actually made the trunk out of bronze and then hung porcelain apples using ropes.

- What story do you think this artwork tells?
- What shapes and textures do you see?

Anya Gallaccio, *Rêvons D'or*, 2006. Bronze cast tree, 12 glazed porcelain apples, rope 71 1/2 x 95 x 72 3/4 in. © Anya Gallaccio

To make this sculpture, the artist collected big branches from the forest and weaved them together to make a circle-like structure. The finished artwork looks a bit like a bird's nest!

- What does this sculpture remind you of?
- What do you think will happen to this artwork over time?



Andy Goldsworthy 'Woven Branch Circular Arch', Dumfrieshire, 1986